

# Stone Path







# Stone Path



## sand

Spazi che si riempiono di materie naturali, bellezza di colori tenui e superfici diverse.



## ash

Spaces that are filled with natural materials, beauty soft colors and different surfaces.



## greige

Ambiances qui sont remplies par des matières naturelles, beauté des teintes douces et différentes surfaces.



## coal

Räume, die natürliche Materialien verkleiden, Schönheit, die aus weichen Farben und unterschiedlichen Oberflächen entstehen.

sand

Rett.  
59,5x119,2  
23,4"x47"

# Stone Path









sand

Rett.  
59,5x119,2  
23,4"x47"



ash

Rett.  
59,5x119,2  
23,4"x47"

# Stone Path





ash

Rett.  
59,5x119,2  
23,4"x47"







greige

Rett.  
59,5x119,2  
23,4"x47"

# Stone Path







**greige**

Rett.  
59,5x119,2  
23,4"x47"





coal

Rett. Lapp.  
59,5x119,2  
23,4"x47"


# Stone Path






# Stone Path

## sand


60x120 - 60x60 - 30x60  
24"x48" - 24"x24" - 12"x24"




DSP380 **STONE-PATH SAND** 30x60 12"x24"   
DSP380R **STONE-PATH SAND** Rett. 29,6x59,5 11,8"x23,4" 





DSP380RL **STONE-PATH SAND** Rett./Lapp. 29,6x59,5 11,8"x23,4" 




DSPM80R **STONE-PATH SAND MIX** Rett.   
29,6x29,6 11,8"x11,8" (T.36)



DSP680 **STONE-PATH SAND** 60x60 24"x24"   
DSP680R **STONE-PATH SAND** Rett. 59,5x59,5 23,4"x23,4" 





DSP680RL **STONE-PATH SAND** Rett./Lapp. 59,5x59,5 23,4"x23,4" 



DSP128 **STONE-PATH HOT (SAND/GREIGE) INTRECCIO** Rett.   
29,6x29,6 11,8"x11,8"




**18** DSP12680R **STONE-PATH SAND** Rett. 59,5x119,2 23,4"x47" 



DSP12680RL **STONE-PATH SAND** Rett./Lapp. 59,5x119,2 23,4"x47" 


greige




DSP320 **STONE-PATH GREIGE** 30x60 12"x24"   
 DSP320R **STONE-PATH GREIGE** Rett. 29,6x59,5 11,8"x23,4" 



DSP320RL **STONE-PATH GREIGE** Rett./Lapp. 29,6x59,5 11,8"x23,4" 




DSPM20R **STONE-PATH GREIGE MIX**  Rett. 29,6x29,6 11,8"x11,8" (T.36)



DSP620 **STONE-PATH GREIGE** 60x60 24"x24"   
 DSP620R **STONE-PATH GREIGE** Rett. 59,5x59,5 23,4"x23,4" 




DSP620RL **STONE-PATH GREIGE** Rett./Lapp. 59,5x59,5 23,4"x23,4" 



DSP128 **STONE-PATH HOT (SAND/GREIGE) INTRECCIO**  Rett. 29,6x29,6 11,8"x11,8"



DSP12620R **STONE-PATH GREIGE** Rett. 59,5x119,2 23,4"x47" 




DSP12620RL **STONE-PATH GREIGE** Rett./Lapp. 59,5x119,2 23,4"x47" 

# Stone Path


## ash

60x120 - 60x60 - 30x60  
24"x48" - 24"x24" - 12"x24"



DSP340 **STONE-PATH ASH** 30x60 12"x24"   
DSP340R **STONE-PATH ASH** Rett. 29,6x59,5 11,8"x23,4" 



DSP340RL **STONE-PATH ASH** Rett./Lapp. 29,6x59,5 11,8"x23,4" 




DSPM40R **STONE-PATH ASH MIX** Rett.   
29,6x29,6 11,8"x11,8" (T.36)



DSP640 **STONE-PATH ASH** 60x60 24"x24"   
DSP640R **STONE-PATH ASH** Rett. 59,5x59,5 23,4"x23,4" 



DSP640RL **STONE-PATH ASH** Rett./Lapp. 59,5x59,5 23,4"x23,4" 



DSP147 **STONE-PATH COLD (ASH/COAL) INTRECCIO** Rett.   
29,6x29,6 11,8"x11,8"



**20** DSP12640R **STONE-PATH ASH** Rett. 59,5x119,2 23,4"x47" 



DSP12640RL **STONE-PATH ASH** Rett./Lapp. 59,5x119,2 23,4"x47" 

coal



DSP370 **STONE-PATH COAL** 30x60 12"x24"   
 DSP370R **STONE-PATH COAL** Rett. 29,6x59,5 11,8"x23,4" 





DSP370RL **STONE-PATH COAL** Rett./Lapp. 29,6x59,5 11,8"x23,4" 



DSPM70R **STONE-PATH COAL MIX** Rett.   
 29,6x29,6 11,8"x11,8" (T.36)



DSP670 **STONE-PATH COAL** 60x60 24"x24"   
 DSP670R **STONE-PATH COAL** Rett. 59,5x59,5 23,4"x23,4" 



DSP670RL **STONE-PATH COAL** Rett./Lapp. 59,5x59,5 23,4"x23,4" 




DSP147 **STONE-PATH COLD (ASH/COAL) INTRECCIO** Rett.   
 29,6x29,6 11,8"x11,8"



DSP12670R **STONE-PATH COAL** Rett. 59,5x119,2 23,4"x47"



DSP12670RL **STONE-PATH COAL** Rett./Lapp. 59,5x119,2 23,4"x47" 



DSPB68 **STONE-PATH SAND BATTISCOPA** Rett. 9x60 3<sup>1</sup>/<sub>5</sub>"x24"  
 DSPB64 **STONE-PATH ASH BATTISCOPA** Rett. 9x60 3<sup>1</sup>/<sub>5</sub>"x24"  
 DSPB62 **STONE-PATH GREIGE BATTISCOPA** Rett. 9x60 3<sup>1</sup>/<sub>5</sub>"x24"  
 DSPB67 **STONE-PATH COAL BATTISCOPA** Rett. 9x60 3<sup>1</sup>/<sub>5</sub>"x24"

PZ



DSPB68R **STONE-PATH SAND BATTISCOPA** Rett. 9x59,5 3<sup>1</sup>/<sub>5</sub>"x23,4"  
 DSPB64R **STONE-PATH ASH BATTISCOPA** Rett. 9x59,5 3<sup>1</sup>/<sub>5</sub>"x23,4"  
 DSPB62R **STONE-PATH GREIGE BATTISCOPA** Rett. 9x59,5 3<sup>1</sup>/<sub>5</sub>"x23,4"  
 DSPB67R **STONE-PATH COAL BATTISCOPA** Rett. 9x59,5 3<sup>1</sup>/<sub>5</sub>"x23,4"

PZ







DSPB68RL **STONE-PATH SAND BATTISCOPA** Rett./Lapp. 9x59,5 3<sup>1</sup>/<sub>5</sub>"x23,4"  
 DSPB64RL **STONE-PATH ASH BATTISCOPA** Rett./Lapp. 9x59,5 3<sup>1</sup>/<sub>5</sub>"x23,4"  
 DSPB62RL **STONE-PATH GREIGE BATTISCOPA** Rett./Lapp. 9x59,5 3<sup>1</sup>/<sub>5</sub>"x23,4"  
 DSPB67RL **STONE-PATH COAL BATTISCOPA** Rett./Lapp. 9x59,5 3<sup>1</sup>/<sub>5</sub>"x23,4"

PZ





DIGITAL PORCELLANATO TECHNOLOGY IMPASTO COLORATO								Stone Path
Imballi - Packing - Emballage - Verpackung								
FORMATO size format format	Pz./SCATOLA pieces/box pieces/boîte stück/karton	Mq./SCATOLA sqm/box m <sup>2</sup> /boîte qm/karton	Kg./SCATOLA Kg/box Kg/boîte Kg/karton	Sc./PALLET boxes/pallet boîtes/palette kartons/palette	Mq./PALLET sqm/pallet m <sup>2</sup> /palette qm/palette	Kg./PALLET Kg/pallet Kg/palette Kg/palette	SPESSORE Thickness Epaisseur Stärke	
59,5x119,2 / 23,4"x47" rett.	2	1,420	30,20	20	28,40	619	10 mm	
59,5x119,2 / 23,4"x47" rett./lapp.	2	1,420	30,20	20	28,40	619	10 mm	
60x60 / 24"x24" rett.	4	1,440	32,11	30	43,20	978	10 mm	
59,5x59,5 / 23,4"x23,4" rett.	4	1,416	31,20	30	42,48	951	10 mm	
59,5x59,5 / 23,4"x23,4" rett./lapp.	4	1,416	31,20	30	42,48	951	10 mm	
30x60 / 12"x24" rett.	6	1,080	26,14	40	43,20	1.061	10 mm	
29,6x59,5 / 11,8"x23,4" rett.	5	0,900	20,60	40	36,00	839	10 mm	
29,6x59,5 / 11,8"x23,4" rett./lapp.	5	0,900	20,60	40	36,00	839	10 mm	
29,6x29,6 / 11,8"x11,8" mix	4	-	-	-	-	-		
29,6x29,6 / 11,8"x11,8" intreccio	4	-	-	-	-	-		
9x60 / 3 <sup>3/5</sup> "x24" battiscopa	12	-	-	-	-	-		
9x59,5 / 3 <sup>3/5</sup> "x23,4" battiscopa rett.	12	-	-	-	-	-		
9x59,5 / 3 <sup>3/5</sup> "x23,4" battiscopa rett./lapp.	12	-	-	-	-	-		

Dati tecnici secondo norme: Technical data conform to: Caractéristiques techniques d'après normes: Technische Daten nach den Normen: EN 14411 B1a GL			Stone Path		Stone Path		
	Caratteristiche tecniche Technical data Caractéristiques techniques Technische Daten	Norme Norms Normes Norm	Valori Value Valeur Wert		Caratteristiche tecniche Technical data Caractéristiques techniques Technische Daten	Norme Norms Normes Norm	Valori Value Valeur Wert
	Resistenza all'abrasione Abrasion resistance Résistance à l'abrasion Abrasionswiderstandigkeit	ISO 10545-7	V		Resistenza alle macchie Stain resistance Résistance aux taches Fleckenfestigkeit	ISO 10545-14	Totale Complete Totale Absolut
	Assorbimento d'acqua Water absorption Absorption d'eau Wasseraufnahme	ISO 10545-3	≤ 0,4%		Resistenza al gelo Resistance to frost Résistance au gel Frostbeständigkeit	ISO 10545-12	Non gelive Frost proof Ingélif Frostsicher
	Resistenza alla flessione Breaking modulus Résistance à la flexion Biegefestigkeit	ISO 10545-4	40:55N/mm <sup>2</sup>		Scivolosità Slipperiness Degré de glissement Rutschhemmung	DIN 51130	R10
	Durezza Mohs Mohs hardness Dureté Mohs Haerte Mohs	EN101	9		Resistenza allo scivolamento Slip resistance Résistance au glissement Rutschhemmung	DIN 51097	B
	Resistenza all'attacco acido e basico Glaze resistance to acid and alkaline attack Résistance aux acides et aux bases Säure- und laugenfestigkeit	ISO 10545-13	Resiste Resists Resiste Bestanding		Scivolosità Slipperiness Degré de glissement Rutschhemmung	ANSI A137-1	> 0,45

I valori indicati nella tabella si riferiscono alle prove eseguite sul colore ASH.  
The values in the table refer to the tests performed on color ASH.  
Les valeurs indiquées dans le tableau se réfèrent aux essais exécutés sur le couleur ASH.  
Die in der Tabelle angegebenen Werte beziehen sich auf die Tests die auf dem Farbe ASH ausgeführt wurden.





SEDE COMMERCIALE  
STRADA STATALE 569, N°167/A  
ITALY - 41014 SOLIGNANO (MO)  
TEL +39 059 75.77.911  
FAX +39 059 75.77.966  
[info@domceramiche.it](mailto:info@domceramiche.it)  
[www.domceramiche.it](http://www.domceramiche.it)

